














Order of Draw and Inversion Chart

COLOUR	TUBE ADDITIVE	TESTS/DEPT	TUBE INVERSION
	Sterile	Blood Cultures Microbiology	5-8 times
	Sodium Citrate	INR Coagulation	3-5
	CPDA Citrate Phosphate Dextrose Adenine	Tissue typing	8-10
	Plain / Clot Activator	Some Drug levels	8-10
	SST II - Clot Activator (Silica & thixotropic gel)	Biochemistry Immunology	6-8
	Lithium Heparin	Chromosome study	8-10
	K2EDTA Potassium ethylene diamine tetra acetic acid	Trace Metals	8-10
	K2EDTA Ethylene Diamine Tetra Acetic acid	Haematology HbA1C	8-10
	K2EDTA Ethylene Diamine Tetra Acetic acid	Transfusion Lab	8-10
	Streck Cell Free DNA BCT	NIPT/Illumi	8-10
	Potassium Oxalate + Sodium Fluoride	Glucose	8-10
	Quantiferon Gold	TB Mycobacterium TB	10
	ThromboExact Tube Pseudothrombocytopenie S-Monovette	Platelet Clumping	8-10